


# BEGINNING SOUNDS

## Color, Cut and Paste




...s that have the beginning sound of /c/.  
Cut and paste them into the boxes. Color the pictures.  
**Cc**  
... says /c/



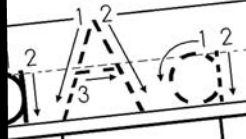
Name: \_\_\_\_\_ **Dd**  
Choose 3 pictures that have the beginning sound of /d/.  
Cut and paste them into the boxes. Color the pictures.  
**The d says /d/ like...**



--	--	--

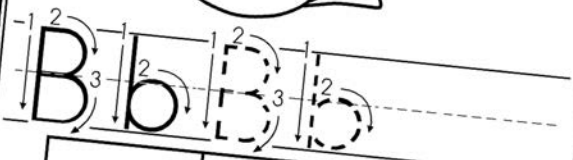


...ures that have the beginning sound of /a/.  
Cut and paste them into the boxes. Color the pictures.  
**Aa**  
... says /a/ like.




--	--	--

Name: \_\_\_\_\_ **Bb**  
Choose 3 pictures that have the beginning sound of /b/.  
Cut and paste them into the boxes. Color the pictures.  
**The b says /b/ like...**



--	--	--

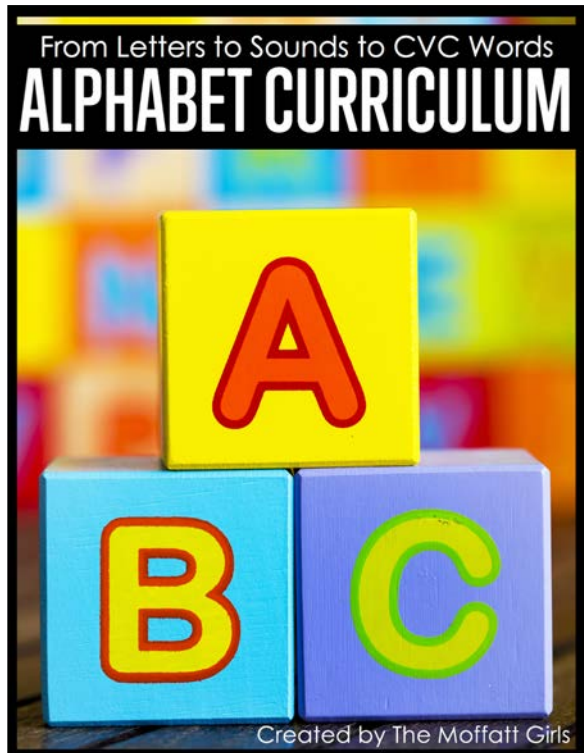


# BEGINNING SOUNDS

## Color, Cut and Paste

Thank you so much for downloading this product from The Moffatt Girls! This Beginning Sounds packet is a great way for students to practice many different skills at once. Students begin by identifying the picture and its beginning sound. Next, students have an opportunity to trace both the upper and lowercase letter. There is also room for students to write the letter independently. Finally, students can cut and paste the pictures that match that beginning sound into the boxes.

Are you looking for a more complete Alphabet Curriculum? Check out the 7 Week Alphabet Curriculum that takes your students from letters, to sounds, to CVC words in just 7 weeks!

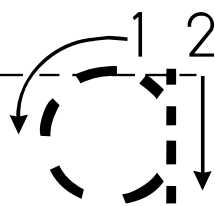
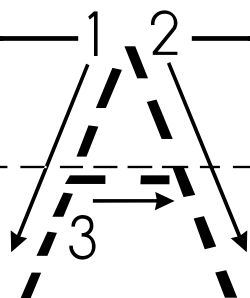
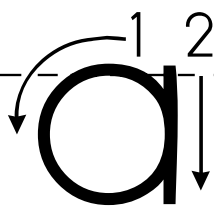
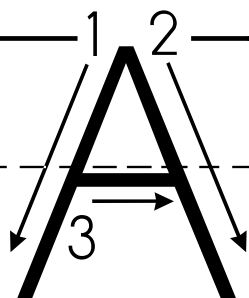



Name: \_\_\_\_\_

**Aa**





Choose 3 pictures that have the beginning sound of /a/.  
Cut and paste them into the boxes. Color the pictures.

# The a says /a/ like...



--	--	--

©Annie Moffatt @ The Moffatt Girls 2012

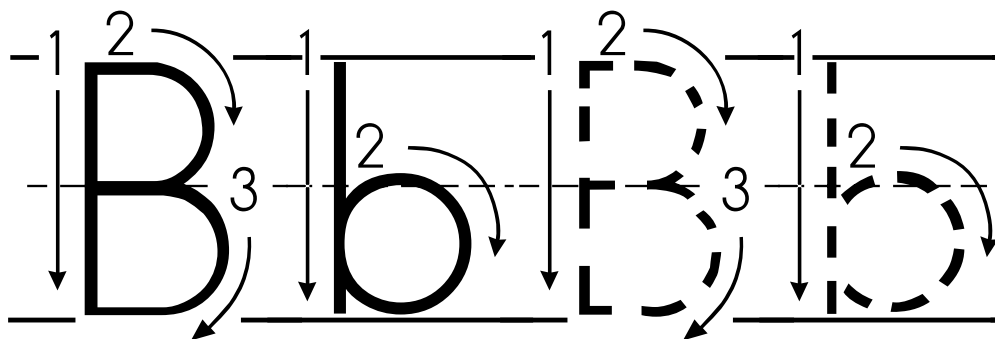


Name: \_\_\_\_\_

**Bb**


Choose 3 pictures that have the beginning sound of /b/.  
Cut and paste them into the boxes. Color the pictures.

# The b says /b/ like...




--	--	--

©Annie Moffatt @ The Moffatt Girls 2012

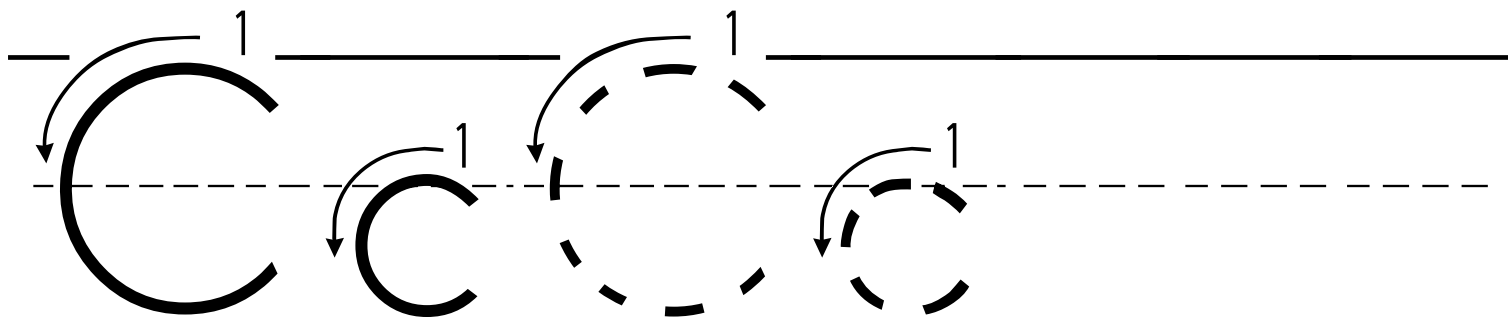



Name: \_\_\_\_\_





Choose 3 pictures that have the beginning sound of /c/.  
Cut and paste them into the boxes. Color the pictures.

# The c says /c/ like...



--	--	--

©Annie Moffatt @ The Moffatt Girls 2012

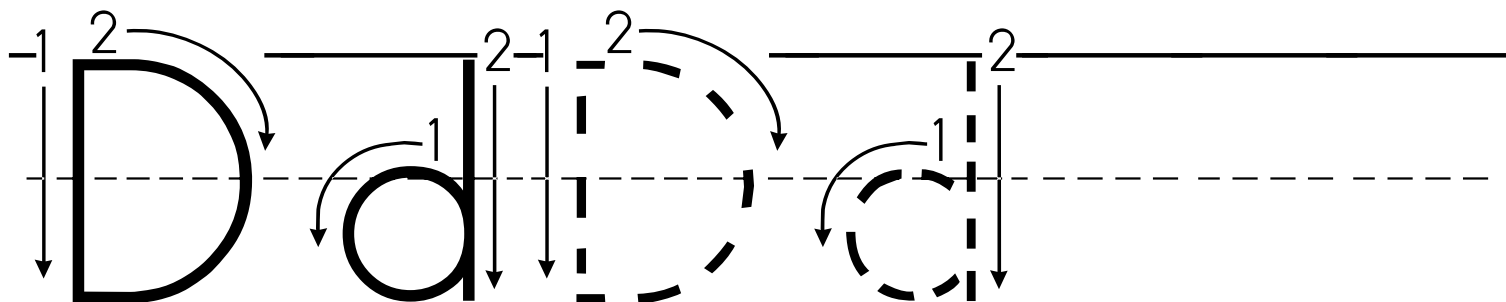


Name: \_\_\_\_\_

**Dd**



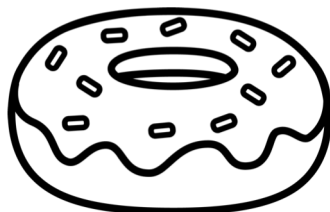

Choose 3 pictures that have the beginning sound of /d/.  
Cut and paste them into the boxes. Color the pictures.

# The d says /d/ like...



--	--	--

©Annie Moffatt @ The Moffatt Girls 2012

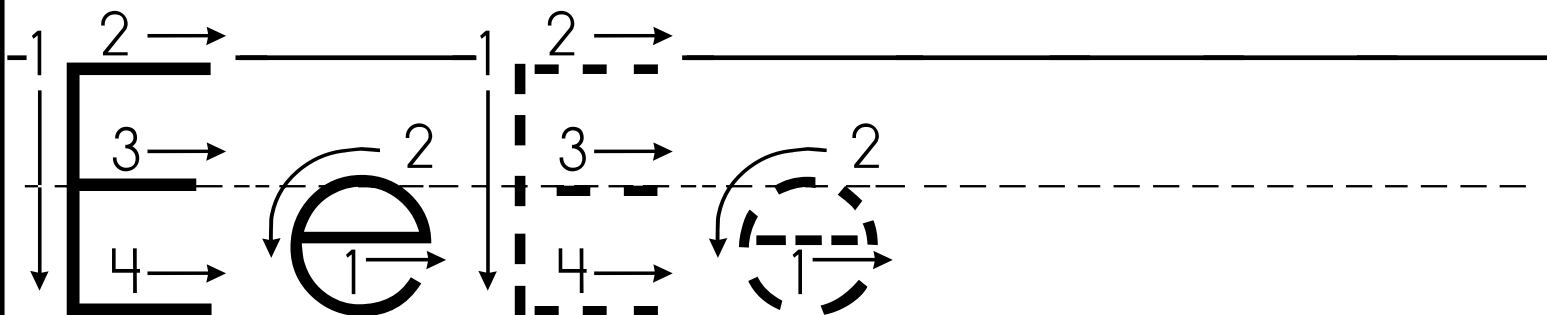



Name: \_\_\_\_\_



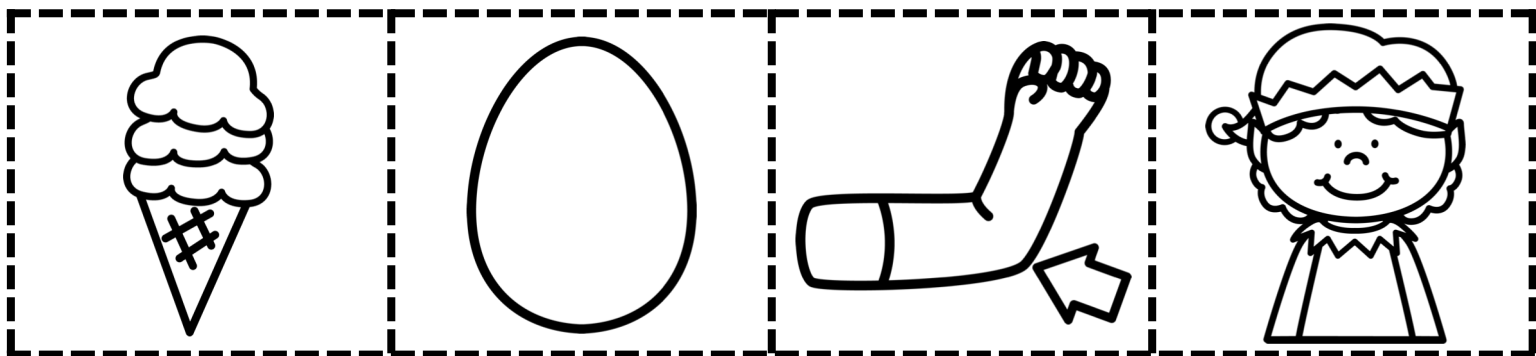
Choose 3 pictures that have the beginning sound of /e/.  
Cut and paste them into the boxes. Color the pictures.

# The e says /e/ like...



--	--	--

©Annie Moffatt @ The Moffatt Girls 2012

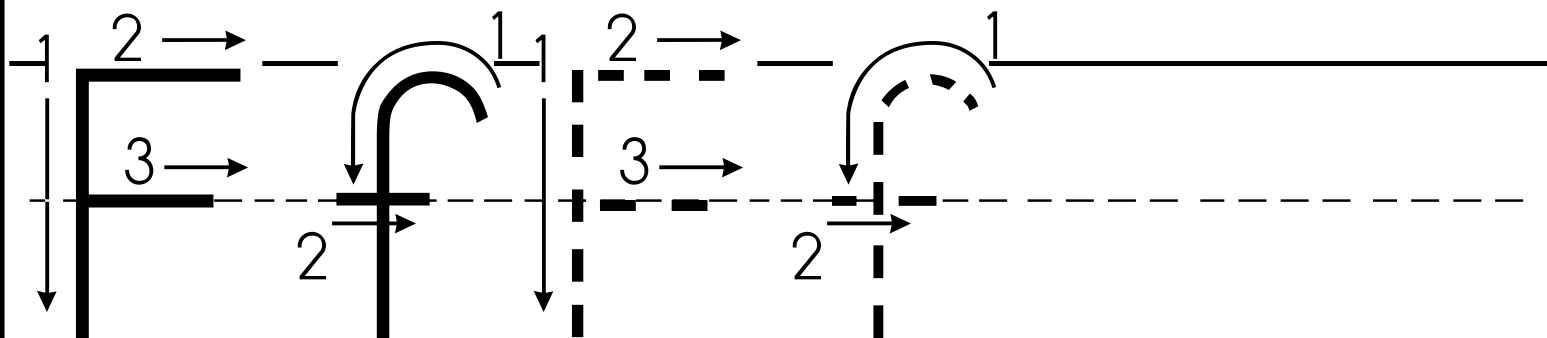



Name: \_\_\_\_\_




Choose 3 pictures that have the beginning sound of /f/.  
Cut and paste them into the boxes. Color the pictures.

# The f says /f/ like...



--	--	--

©Annie Moffatt @ The Moffatt Girls 2012



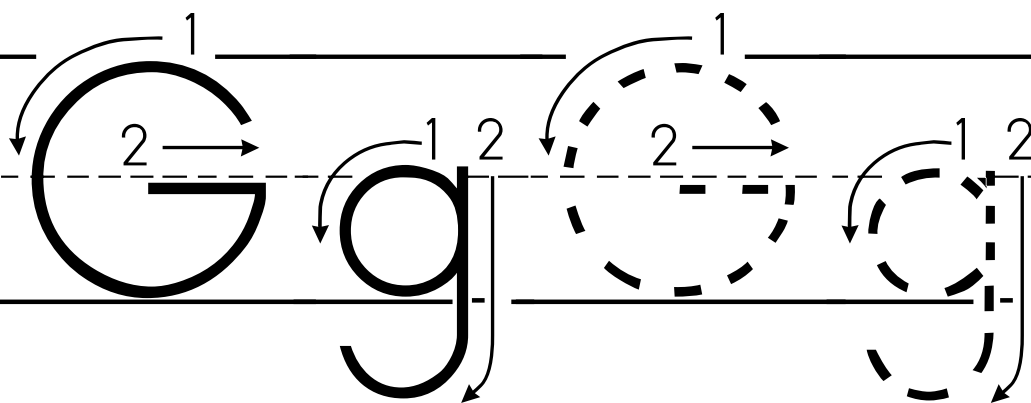



Name: \_\_\_\_\_



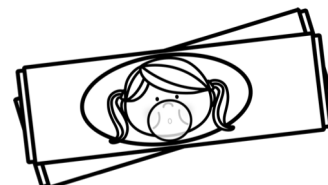

Choose 3 pictures that have the beginning sound of /g/.  
Cut and paste them into the boxes. Color the pictures.

# The g says /g/ like...



--	--	--

©Annie Moffatt @ The Moffatt Girls 2012

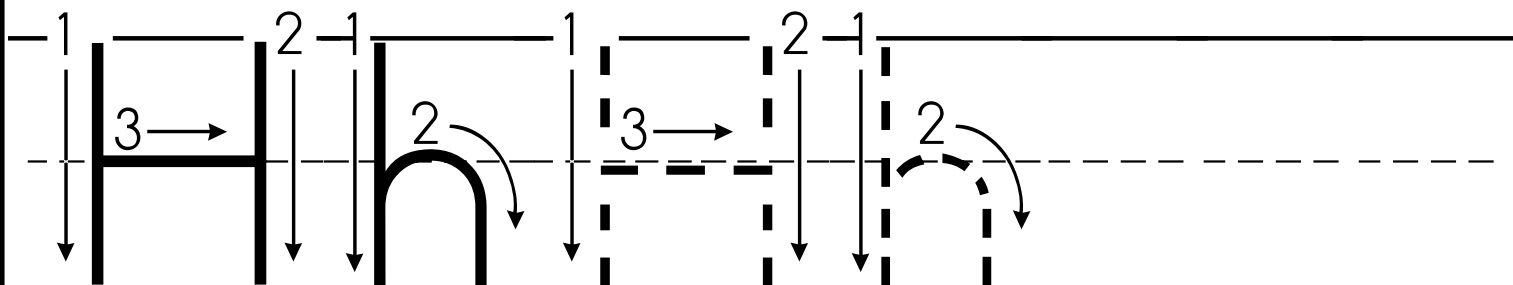


Name: \_\_\_\_\_

**Hh**


Choose 3 pictures that have the beginning sound of /h/.  
Cut and paste them into the boxes. Color the pictures.

# The h says /h/ like...



--	--	--

©Annie Moffatt @ The Moffatt Girls 2012

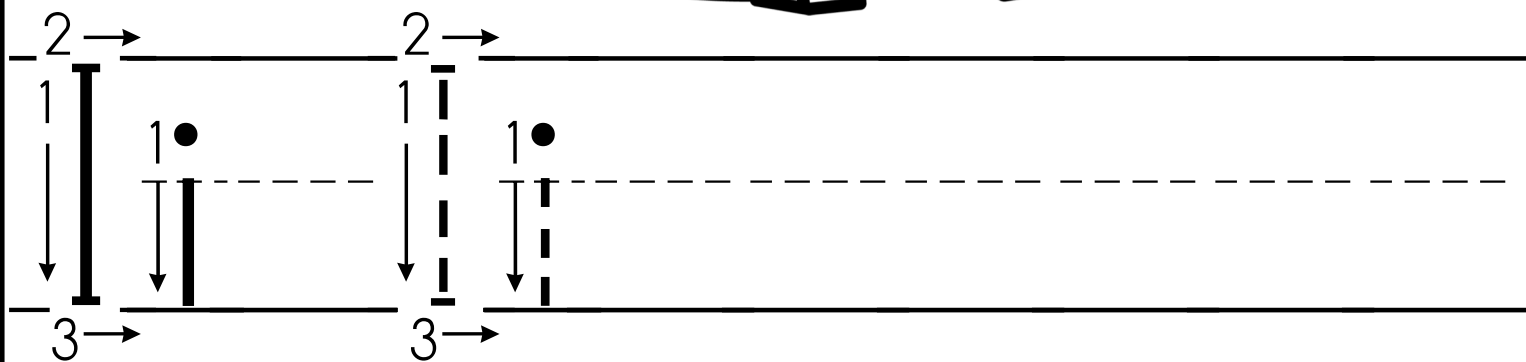



Name: \_\_\_\_\_



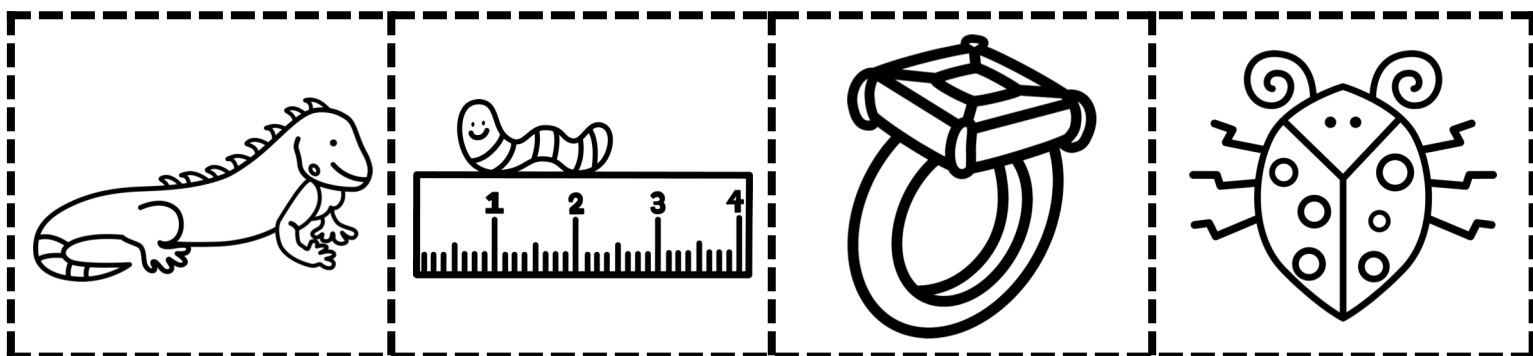
Choose 3 pictures that have the beginning sound of /i/.  
Cut and paste them into the boxes. Color the pictures.

# The i says /i/ like...




--	--	--

©Annie Moffatt @ The Moffatt Girls 2012


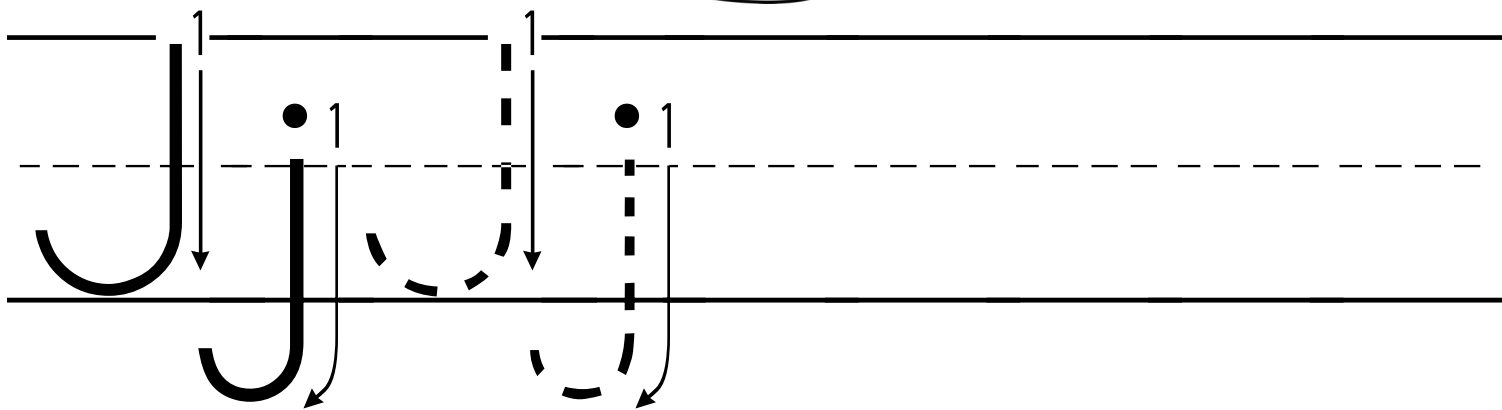
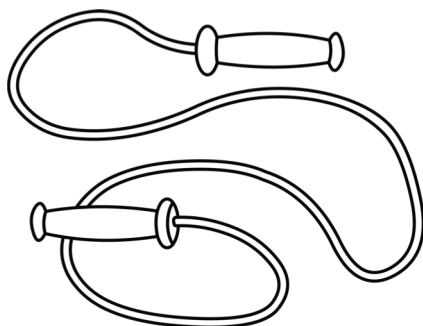


Name: \_\_\_\_\_




Choose 3 pictures that have the beginning sound of /j/.  
Cut and paste them into the boxes. Color the pictures.

# The j says /j/ like...



©Annie Moffatt @ The Moffatt Girls 2012

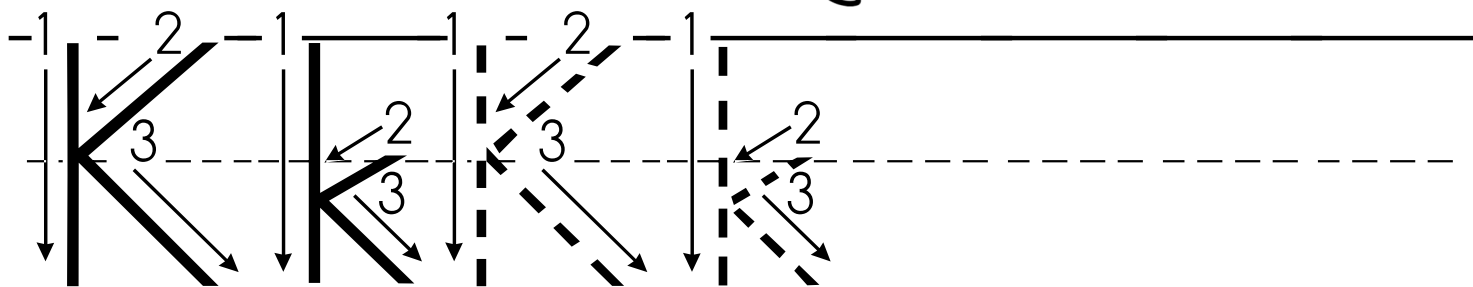



Name: \_\_\_\_\_




Choose 3 pictures that have the beginning sound of /k/.  
Cut and paste them into the boxes. Color the pictures.

# The k says /k/ like...




--	--	--

©Annie Moffatt @ The Moffatt Girls 2012

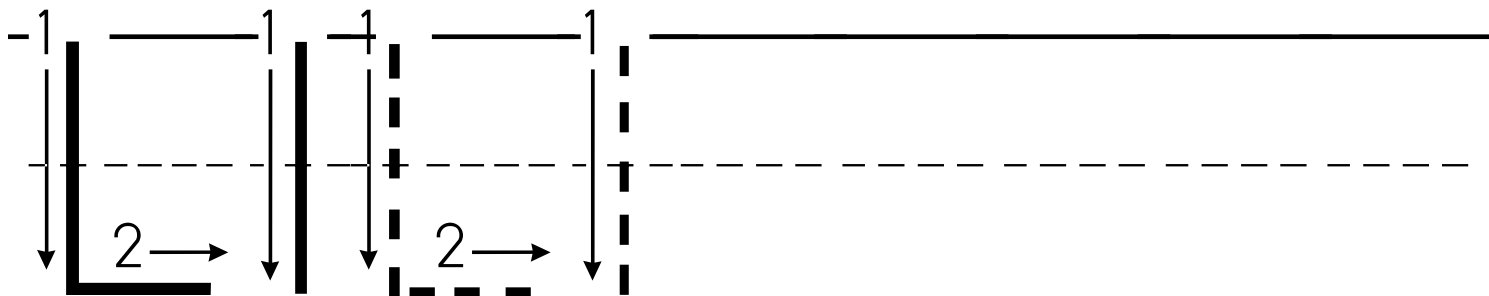



Name: \_\_\_\_\_






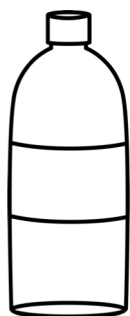
Choose 3 pictures that have the beginning sound of /l/.  
Cut and paste them into the boxes. Color the pictures.

# The l says /l/ like...



--	--	--

©Annie Moffatt @ The Moffatt Girls 2012

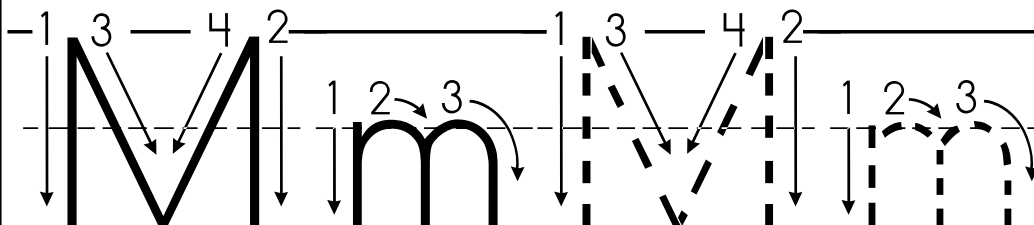



Name: \_\_\_\_\_

Mm




Choose 3 pictures that have the beginning sound of /m/.  
Cut and paste them into the boxes. Color the pictures.

# The m says /m/ like...



--	--	--

©Annie Moffatt @ The Moffatt Girls 2012

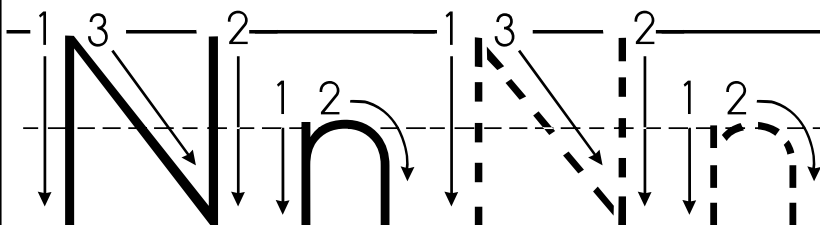



Name: \_\_\_\_\_

**Nn**


Choose 3 pictures that have the beginning sound of /n/.  
Cut and paste them into the boxes. Color the pictures.

# The n says /n/ like...




--	--	--

©Annie Moffatt @ The Moffatt Girls 2012



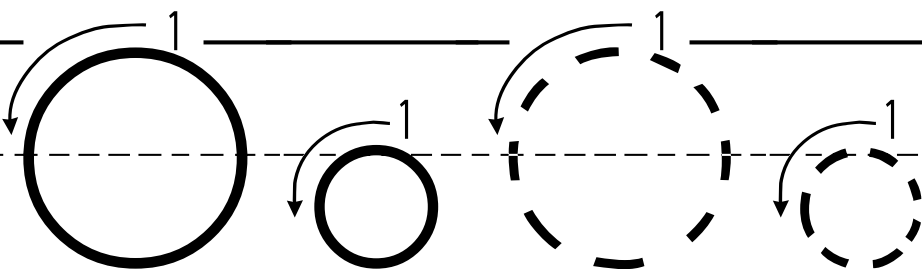



Name: \_\_\_\_\_




Choose 3 pictures that have the beginning sound of /o/.  
Cut and paste them into the boxes. Color the pictures.

# The o says /o/ like...




--	--	--

©Annie Moffatt @ The Moffatt Girls 2012

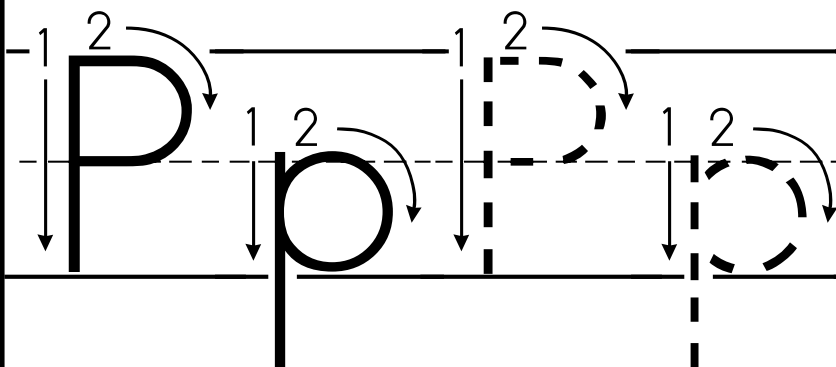


Name: \_\_\_\_\_







Choose 3 pictures that have the beginning sound of /p/.  
Cut and paste them into the boxes. Color the pictures.

# The p says /p/ like...




--	--	--

©Annie Moffatt @ The Moffatt Girls 2012

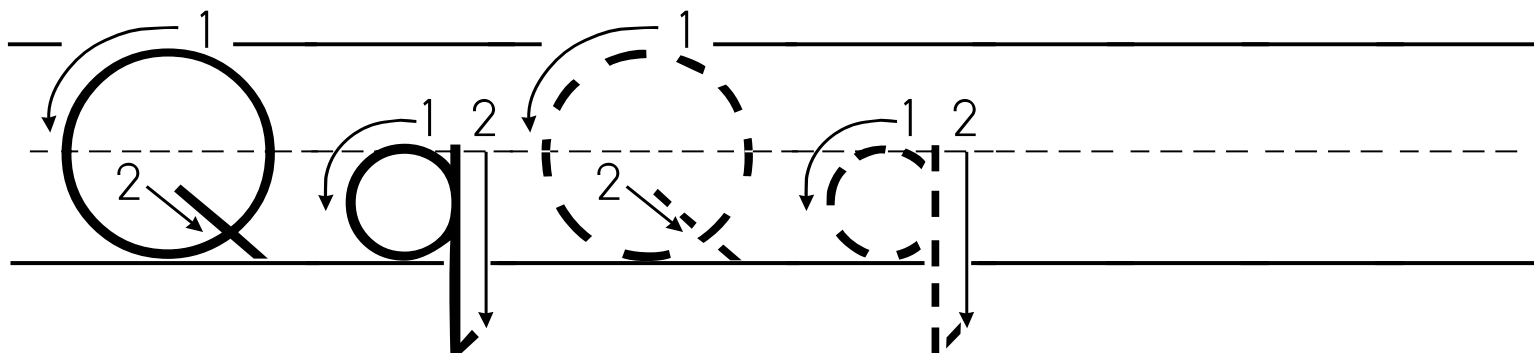


Name: \_\_\_\_\_




Choose 3 pictures that have the beginning sound of /q/.  
Cut and paste them into the boxes. Color the pictures.

# The q says /q/ like...



--	--	--

©Annie Moffatt @ The Moffatt Girls 2012

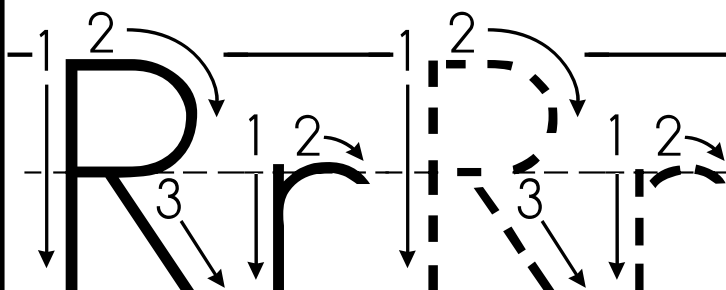



Name: \_\_\_\_\_

**Rr**


Choose 3 pictures that have the beginning sound of /r/.  
Cut and paste them into the boxes. Color the pictures.

# The r says /r/ like...



--	--	--

©Annie Moffatt @ The Moffatt Girls 2012

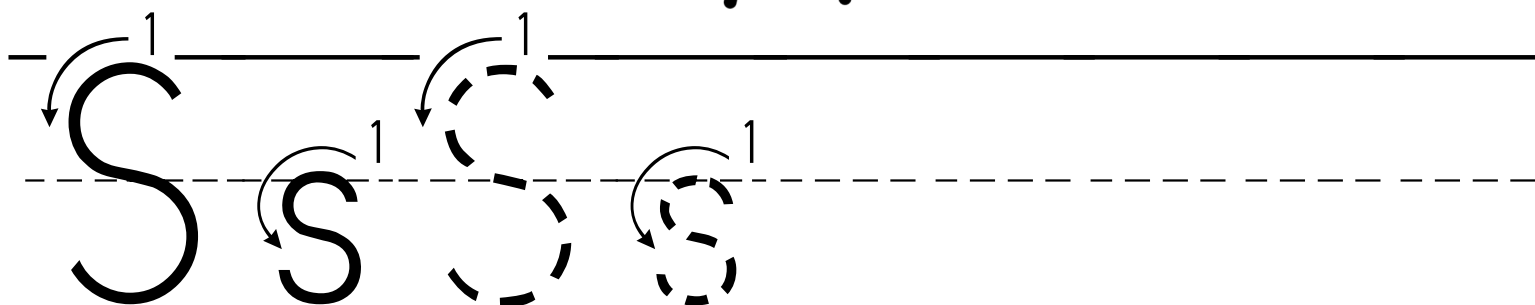



Name: \_\_\_\_\_



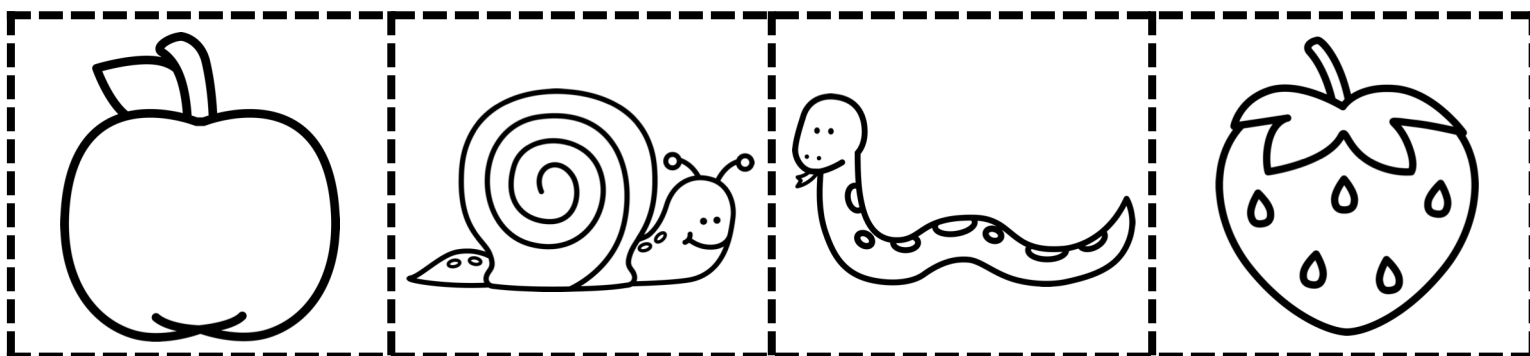
Choose 3 pictures that have the beginning sound of /s/.  
Cut and paste them into the boxes. Color the pictures.

# The s says /s/ like...



--	--	--

©Annie Moffatt @ The Moffatt Girls 2012

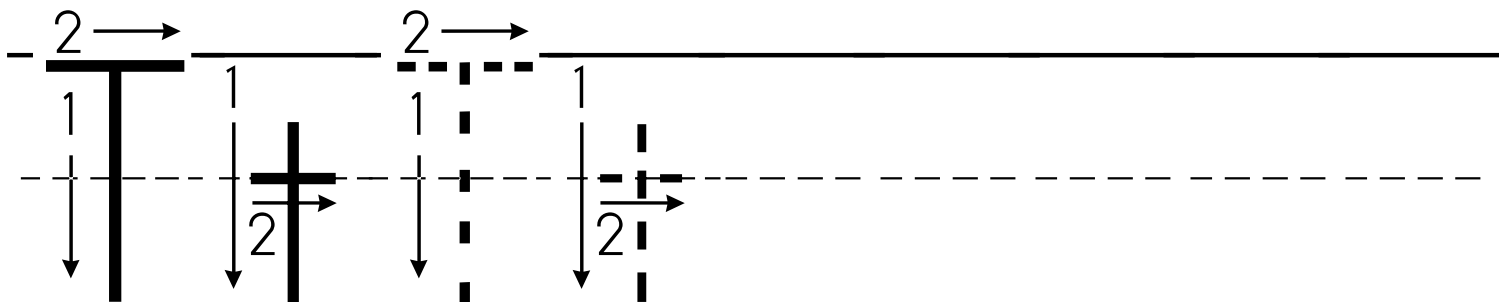



Name: \_\_\_\_\_




Choose 3 pictures that have the beginning sound of /t/.  
Cut and paste them into the boxes. Color the pictures.

# The t says /t/ like...




--	--	--

©Annie Moffatt @ The Moffatt Girls 2012


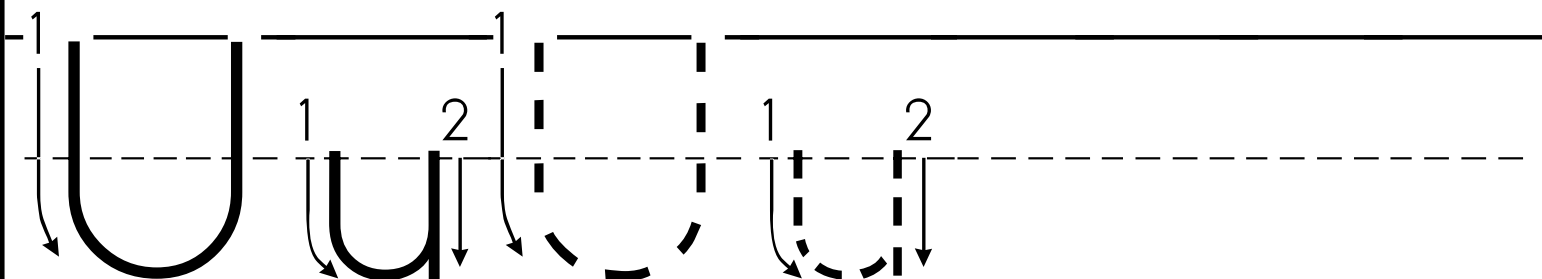



Name: \_\_\_\_\_




Choose 2 pictures that have the beginning sound of /u/.  
Cut and paste them into the boxes. Color the pictures.

# The u says /u/ like...



©Annie Moffatt @ The Moffatt Girls 2012

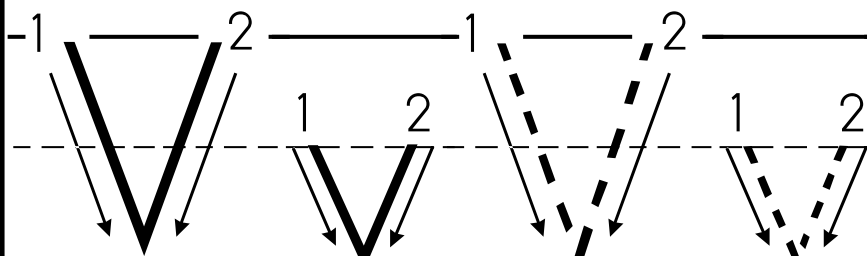


Name: \_\_\_\_\_



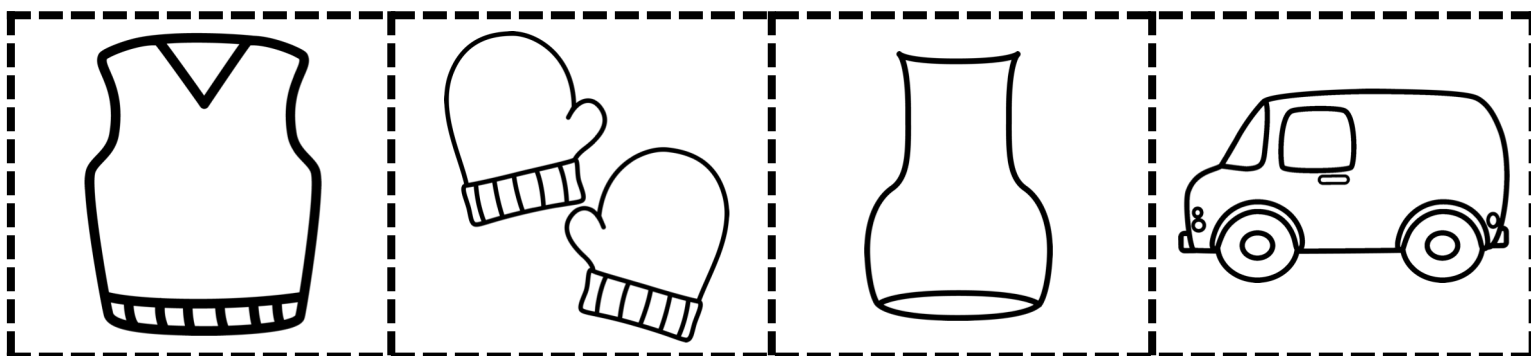
Choose 3 pictures that have the beginning sound of /v/.  
Cut and paste them into the boxes. Color the pictures.

# The v says /v/ like...



--	--	--

©Annie Moffatt @ The Moffatt Girls 2012



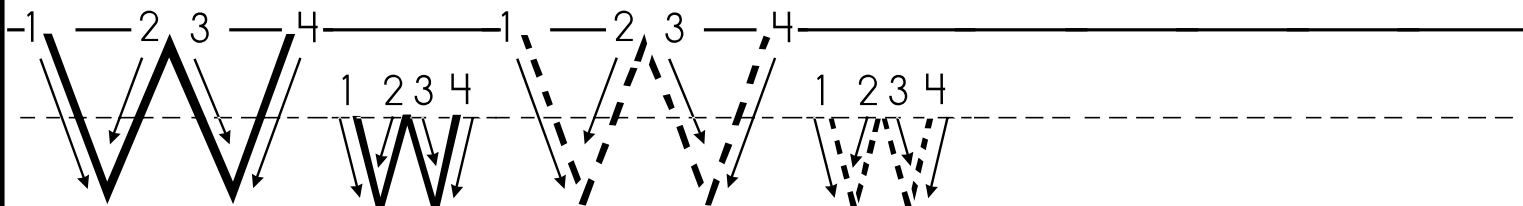



Name: \_\_\_\_\_

**Ww**


Choose 3 pictures that have the beginning sound of /w/.  
Cut and paste them into the boxes. Color the pictures.

**The w says /w/ like...**



--	--	--

©Annie Moffatt @ The Moffatt Girls 2012


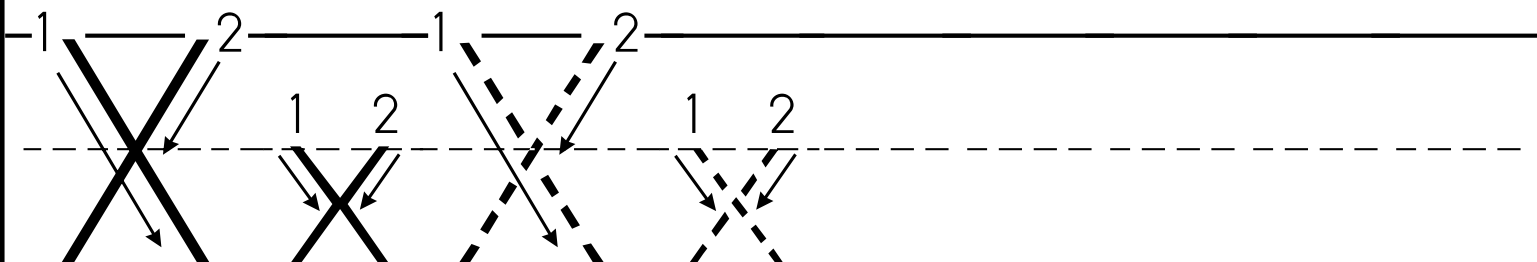



Name: \_\_\_\_\_




Choose 2 pictures that have the beginning sound of /x/.  
Cut and paste them into the boxes. Color the pictures.


# The x says /x/ like...



©Annie Moffatt @ The Moffatt Girls 2012

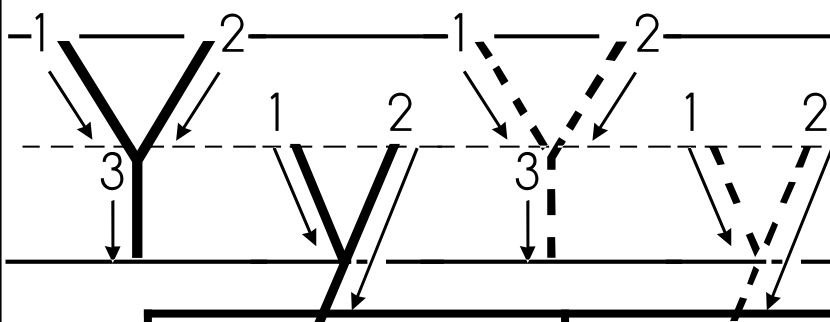



Name: \_\_\_\_\_




Choose 3 pictures that have the beginning sound of /y/.  
Cut and paste them into the boxes. Color the pictures.

# The y says /y/ like...



--	--	--

©Annie Moffatt © The Moffatt Girls 2012

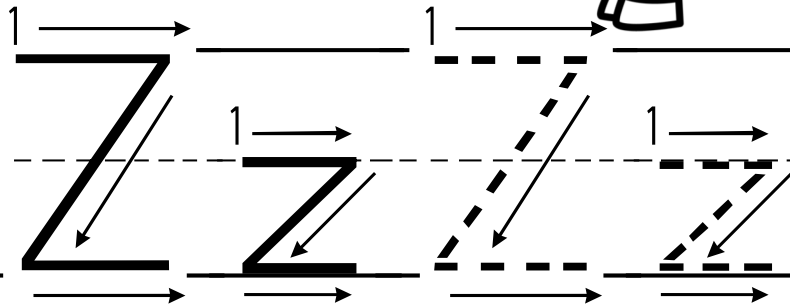



Name: \_\_\_\_\_






Choose 3 pictures that have the beginning sound of /z/.  
Cut and paste them into the boxes. Color the pictures.

# The z says /z/ like...



--	--	--

©Annie Moffatt @ The Moffatt Girls 2012



# Beginning Sounds: Color, Cut and Paste

© Annie Moffatt @ The Moffatt Girls 2012

## Terms of Use:

All rights reserved. Purchase of this item entitles the purchaser the right to reproduce the pages in limited quantities for classroom use only. Duplication for an entire school, an entire school system or commercial purposes is strictly forbidden without written permission from the author.

Copying any part of this product and placing it on the internet in any form (even a personal/classroom website) is strictly forbidden and is a violation of the Digital Millennium Copyright Act (DMCA). These items will be located by Google and traced back to the publishing site.

It is my sincere hope that you enjoy this product and find it helpful! If you have any questions regarding this product, please do not hesitate to contact me.

Annie Moffatt

[themoffattgirls@gmail.com](mailto:themoffattgirls@gmail.com)

# Graphics and Fonts from the Following:

